XEBC-06EU-EPLM.3

English	Technical data
01 Power	14.3 kW | 48792 BTU/h
02 Frequency	50 / 60 Hz
03 Electric nominal heat input	13.5 kW | 46062 BTU/h
06 Power supply cable type	H07RN-F
07 Voltage Power cable section Circuit breaker	380-415V ~3PH+N+PE 5G x 2,5 mm^2 25 A I1 20 A I2 20 A I3 23.5 A In 3.5 A
	220-240V ~3PH+PE 4G x 6 mm^2 40 A I1 34 A I2 37 A I3 37 A 220-240V ~1PH+PE (Kit required) 3G x 10 mm^2 63 A I1 62.5 A In 62.5 A
08 Cable | Plug | El. Conn. mode	✓ | X | -
09 RCD / GFCI	AC
11 Water pressure	150-600 kPa | 22-87 psi
12 Water max. consumption (steam)	9.8 l/h @ 200 kPa | 2.59 gal/h @ 29 psi
13 Cavity dimensions (w x d x h)	716 x 561 x 560 mm 28-3/16" x 22-1/16" x 22-1/16"
14 Max. food load	30 kg | 66 lbs
15 Max. temperature	260 °C | 500 °F
16 IP protection class	X4

Terms and conditions of installations - Observe all local specific standard and regulations for installation and operations.

Italiano
01 Potenza
02 Frequenza
03 Potenza termica nominale elettrica
06 Tipo cavo alimentazione
07 Tensione Sezione cavi alimentazione Magnetotermico
08 Cavo | Spina | Modalità connessione elettrica
09 RCD / GFCI
11 Pressione acqua
12 Consumo max acqua (vapore)
13 Dimensioni camera cottura (l x p x h)
14 Max. peso pieno carico
15 Temperatura max.
16 Grado protezione IP

Espanol
01 Potencia
02 Frecuencia
03 Potencia térmica nominal eléctrica
06 Tipo de cable de alimentación
07 Voltaje Sección del cable de alimentación Disyuntor
08 Cable | Enchufe | Modo de conexión eléctrica
09 RCD / GFCI
11 Presión del agua
12 Consumo máximo de agua (vapor)
13 Dimensión de la cavidad (w x d x h)
14 Carga máxima de alimentos
15 Temperatura máxima
16 Grado de protección IP

Français
01 Puissance électrique
02 Fréquence
03 Puissance calorifique nominale électrique
06 Type de câble d'alimentation
07 Tension Section câbles d'alimentation Disjoncteur
08 Câble | Prise | Branchement électrique
09 RCD / GFCI
11 Pression de l'eau
12 Consommation max. d'eau (vapeur)
13 Dimension de la cavité (l x p x h)
14 Charge max. des aliments
15 Température max.
16 Niveau de protection IP

Deutsch
01 Elektrische Leistung
02 Frequenz
03 Elektrische Nennwärmeleistung
06 Stromkabel Typ
07 Spannung Stromkabel Teil Sicherung
08 Leitung | Stecker | Elektrischer Verbindungsmodus
09 RCD / GFCI
11 Wasserdruck
12 Maximaler Wasserverbrauch bei Damfbetrieb
13 Abmessungen des Hohlraums (B x T x H)
14 Maximale Beladungskapazität
15 Maximale Temperatur
16 IP-Schutzart

Русский
01 Мощность
02 Частота
03 Номинальная электрическая потребляемая мощность
06 Тип силового кабеля
07 Напряжение Сечение силового кабеля Токовый автомат
08 Кабель | Вилка | вид электрического соединения
09 RCD / GFCI
11 Давление воды
12 Максимальное потребление воды (пар)
13 Габариты камеры (ш x г x в)
14 Максимальная загрузка
15 Максимальная температура
16 Класс защиты IP

中文
01 功率
02 频率
03 电额定热输入
06 电源电缆类型
07 电压 电源电缆截面 断路器
08 电缆和插头 | 电气连接方式
09 RCD / GFCI
11 水压
12 最大水消耗（蒸汽）
13 腔室尺寸 (宽 x 深 x 高)
14 最大食物负荷
15 最高温度
16 IP保护等级

Português
01 Potência
02 Frequência
03 Potência térmica nominal elétrica
06 Tipo de cabo de alimentação
07 Tensão Seção de cabos de alimentação Disjuntor
08 Cabo | Plugue | Modo de Conexão Elétrica
09 RCD / GFCI
11 Pressão da água
12 Max. consumo de água (vapor)
13 Dimensão de cavidade (c x l x a)
14 Max. capacidade de alimento
15 Max. temperatura
16 Grau de proteção IP

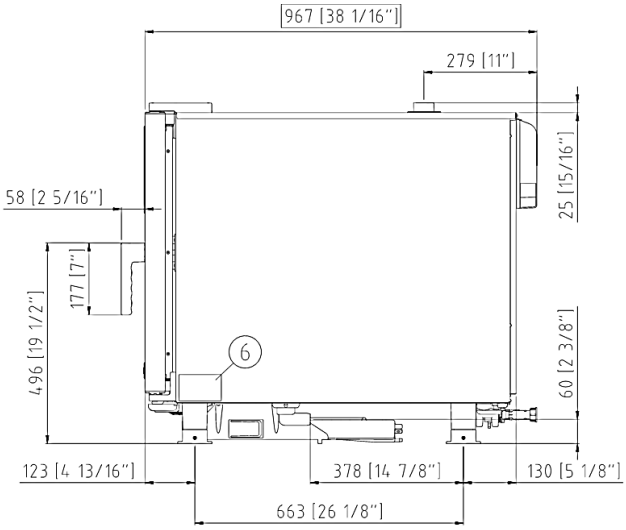
967 [38 1/16"]
279 [11"]
25 [15/16"]
58 [2 5/16"]
177 [7"]
496 [19 1/2"]
6
60 [2 3/8"]
123 [4 13/16"]
378 [14 7/8"]
130 [5 1/8"]
663 [26 1/8"]

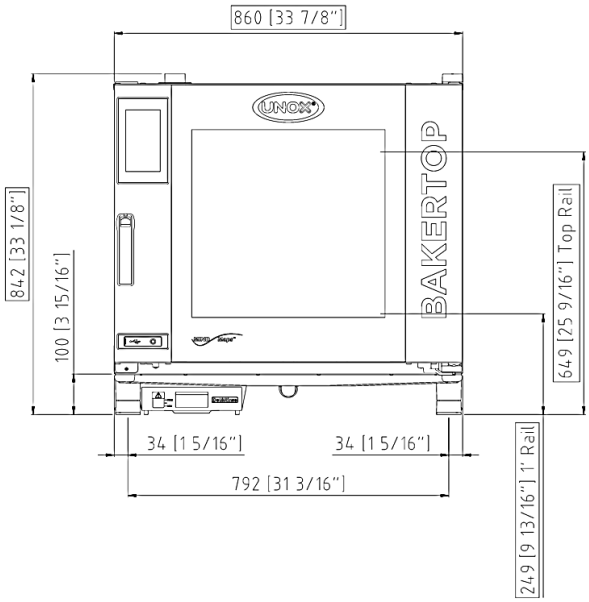
860 [33 7/8"]
842 [33 1/8"]
100 [3 15/16"]
BAKERTOP
649 [25 9/16"] Top Rail
34 [1 5/16"]
34 [1 5/16"]
792 [31 3/16"]
249 [9 13/16"] 1" Rail

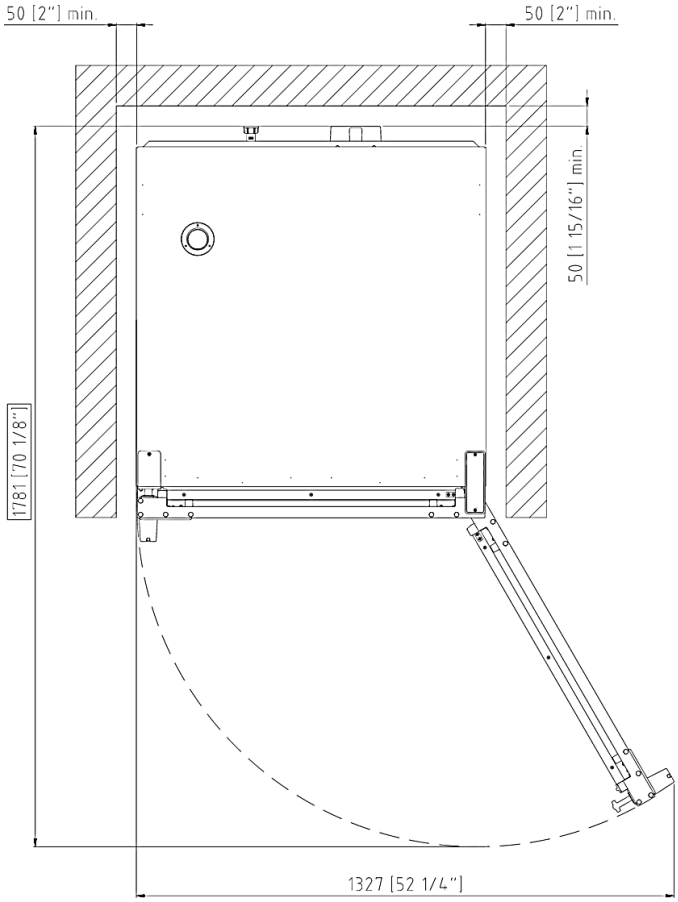
50 [2"] min.
50 [2"] min.
50 [1 15/16"] min.
1781 [70 1/8"]
1327 [52 1/4"]

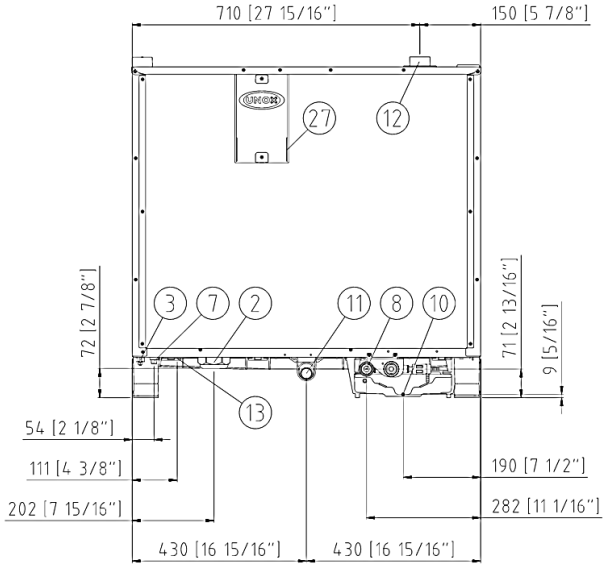
710 [27 15/16"]
150 [5 7/8"]
27
12
3
7
2
11
8
10
13
72 [2 7/8"]
71 [2 13/16"]
9 [5/16"]
54 [2 1/8"]
111 [4 3/8"]
202 [7 15/16"]
190 [7 1/2"]
282 [11 1/16"]
430 [16 15/16"]
430 [16 15/16"]

	English	Italiano	Español	Français	Deutsch
02	Electrical connection	Allacciamento elettrico	Conexión eléctrica	Raccordement électrique	Elektrischer Anschluss
08	Water connection	Allacciamento idrico	Conexión de agua	Raccordement à l'eau	Wasseranschluss
09	Gas connection	Allacciamento gas	Conexión de gas	Raccordement au gaz	Gasanschluss
11	Water drain	Scarico acqua	Desagüe del agua	Evacuation	Abflussrohr
12	Smoke exhaust	Scarico fumi	Salida de humos	Aspiration des fumées	Abluftrohr
13	Accessories connection	Collegamento accessori	Conexión de accesorios	Connexion des accessoires	Anschluss des Zubehörs
30	Combustion fumes	Fumi di combustione	Gases de combustión	Fumées de combustion	Abgasse
31	Air inlet	Ingresso aria	Entrada de aire	Entrée d'air	Lufteinlass

	Русский	中文	Português
02	Электрическое подключение	电源连接	Conexão elétrica
08	Подключение к воде	水连接	Conexão hídrica
09	Подключение к газу	燃气连接	Conexão gás
11	Выход воды	排水	Saída de água
12	Выход газов	排烟	Saída de fumaça
13	Подключение аксессуаров	配件连接	Conexão de acessórios
30	Продукты горения	燃烧烟雾	Fumaça de combustão
31	Воздухозаборник	空气入口	Entrada de ar

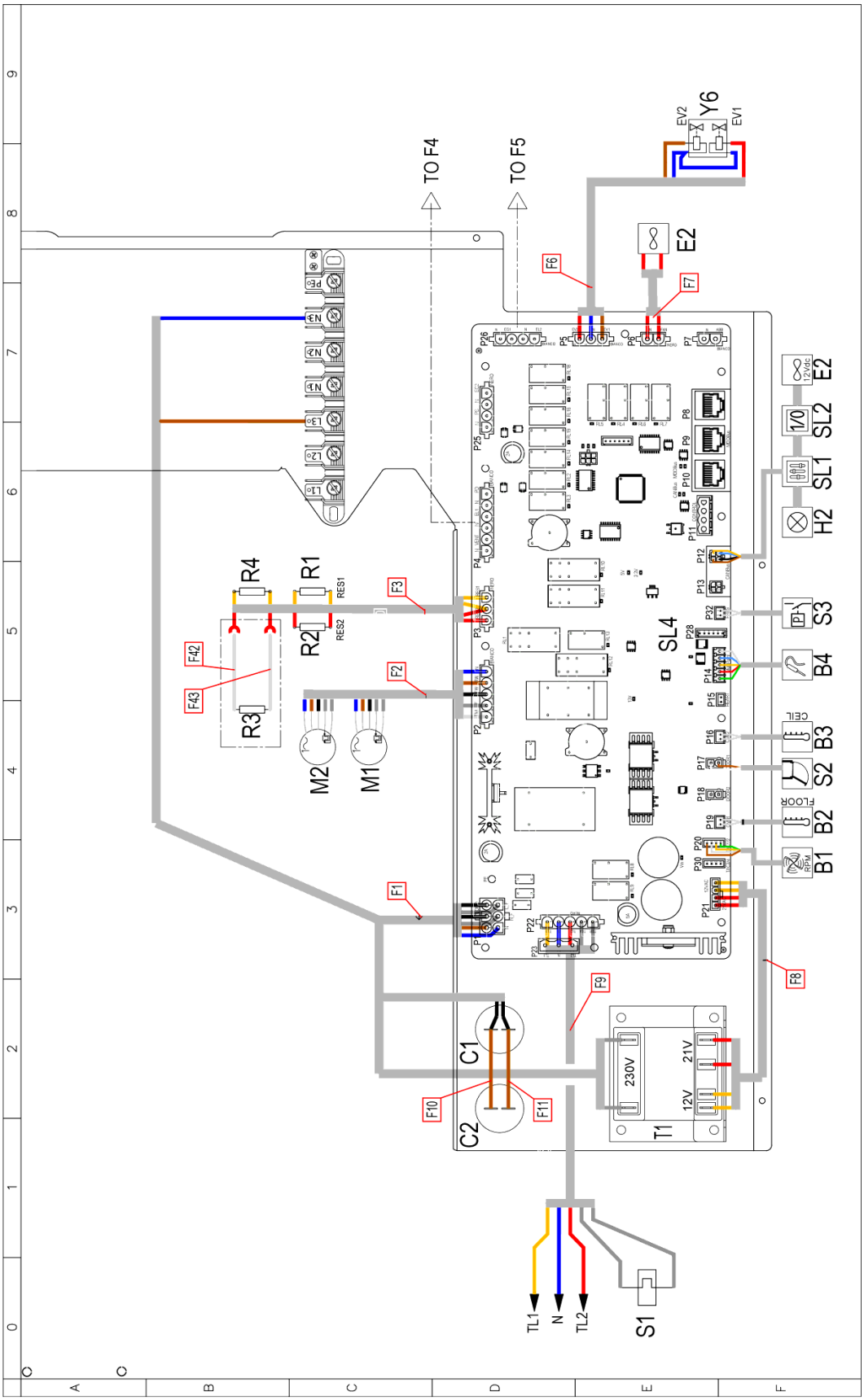
TO F4
TO F5
Y6
EV2
EV1
E2
F6
F7
R4
R1
R2
R3
RES1
RES2
F3
F2
F1
F42
F43
M2
M1
SL4
E2
SL2
SL1
H2
S3
B4
B3
S2
B2
B1
CEIL
FLOOR
RPM
F8
F9
C1
C2
F10
F11
230V
21V
12V
T1
TL1
N
TL2
S1

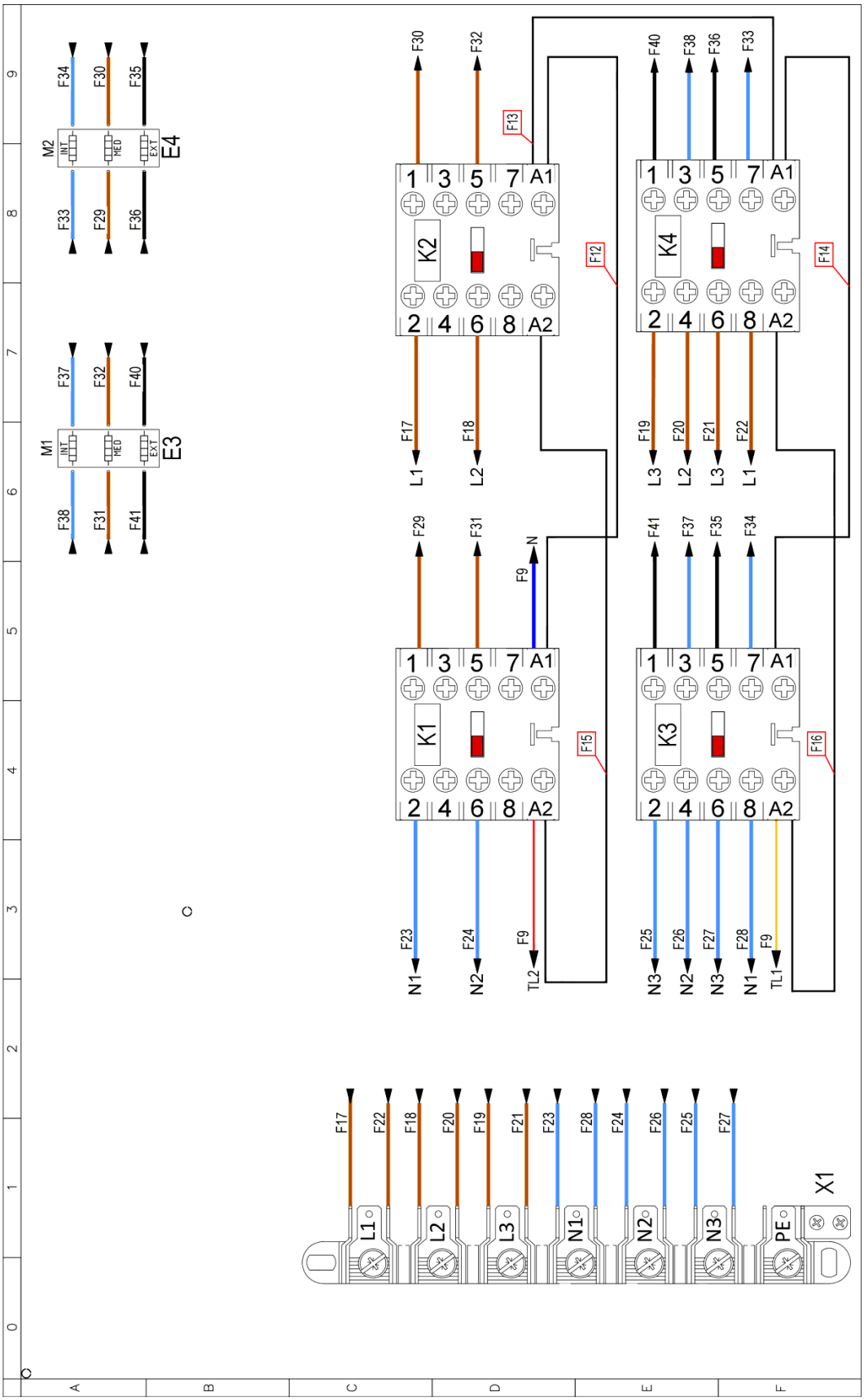
M2
INT
MED
EXT
E4
F34
F30
F35
F33
F29
F36
M1
E3
F37
F32
F40
F38
F31
F41
K2
K1
K4
K3
A1
A2
F13
F12
F14
F15
F16
F30
F32
F40
F38
F36
F33
F17
F18
F19
F20
F21
F22
L1
L2
L3
F29
F31
F41
F37
F35
F34
F9
N
F23
F24
F25
F26
F27
F28
N1
N2
N3
TL2
TL1
X1
PE

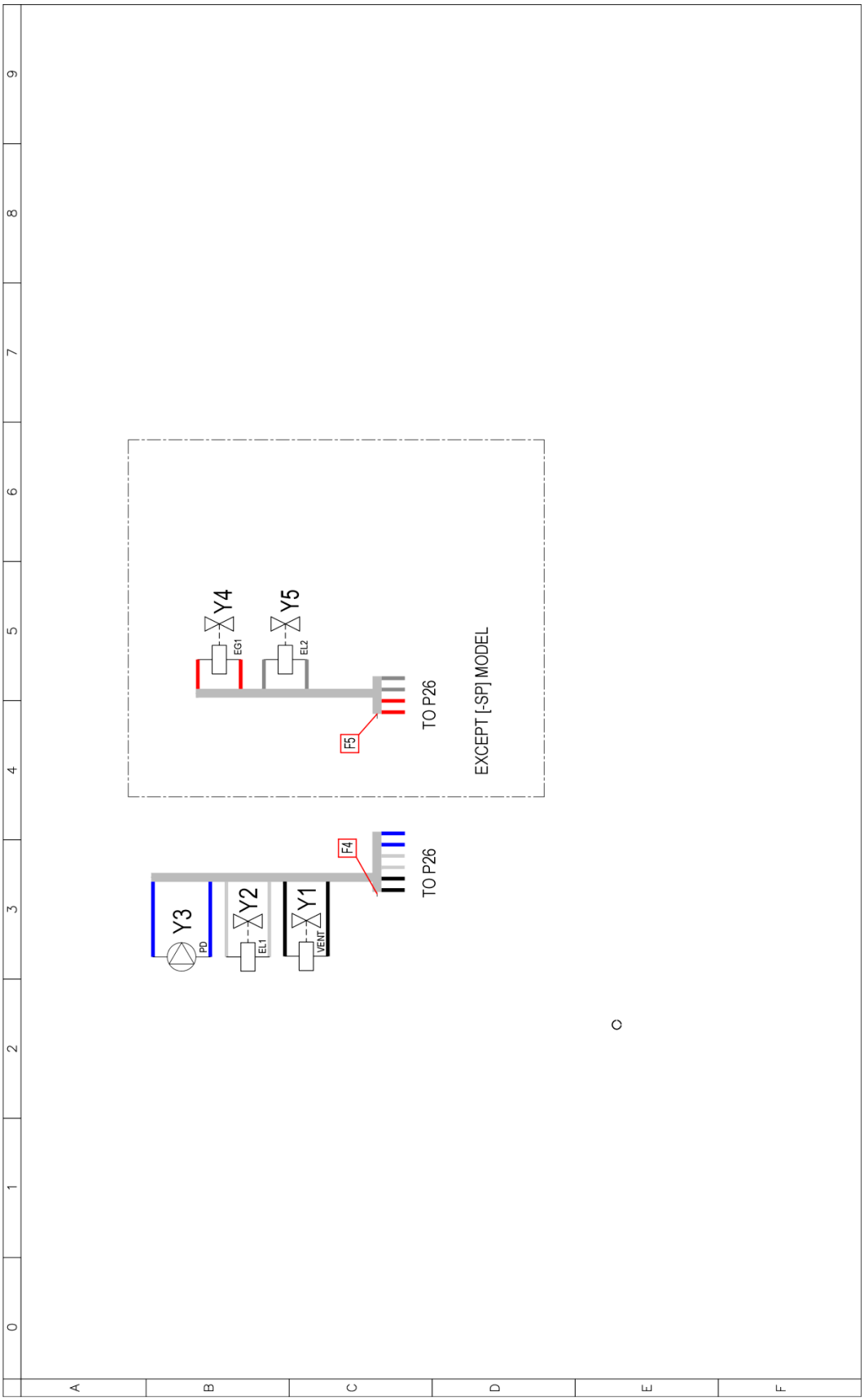
Y3
PD
Y2
EL1
Y1
VENT
F4
TO P26
Y4
EG1
Y5
EL2
F5
TO P26
EXCEPT [-SP] MODEL

Sigle	ITALIANO	ENGLISH	FRANCAIS	ESPAÑOL	DEUTSCH
C1,C2	CONDENSATORE	MOTOR CAPACITOR	CONDENSATEUR	CONDENSADOR	KONDENSATOR
K1,K2,K3,K4	TELERUTTORE	CONTACTOR	TELERUPTEUR	TELERRUPTOR	RELAIS
SL4	SCHEDA POTENZA	POWER CARD	CARTE DE PUISSANCE	TARJETA POTENCIA	POWERPLATINE
T1	TRASFORMATORE	TRANSFORMER	TRASFORMATEUR	TRANSFORMADOR	TRANSFORMATOR
X1	MORSETTIERA 7P	TERMINAL BLOCK 7P	BORNIER 7P	CONECTOR 7P	KLEMMLEISTE 7P
Y1	DRY MAXY	DRY MAXY	DRY MAXY	DRY MAXY	DRY MAXY
Y2,Y4,Y5	ELETTROVALVOLA ACQUA	WATER SOLENOID VALVE	ELECTROVANNE EAU	ELECTROVALVULA	ELEKTROVENTIL
Y3	POMPA	PUMP	POMPE	BOMBA	PUMPE
B1	SENSORE VELOCITA MOTORE	MOTOR SPEED SENSOR	CAPTEUR DE VITESSE MOTEUR	SENSOR DE VELOCIDAD MOTOR	GESCHWINDIGKEITSSENSOR
B2,B3	SONDA CAMERA	TEMPERATURE PROBE	SONDE DE CHAMBRE	SONDA CAMARA	GARRAUMTEMPERATURFUHLER
B4	SONDA AL CUORE	CORE PROBE	SONDE A COEUR	SONDA CORAZON	KERNTEMPERATURFUHLER
E2,E2	VENTOLA RAFFREDDAMENTO 12V	COOLING FAN 12V	TURBINE DE REFROIDISSEMENT 12V	TURBINA DE REFRIGERACION 12V	LÜFTER 12V
E2,E2	VENTOLA RAFFREDDAMENTO 12V	COOLING FAN 12V	TURBINE DE REFROIDISSEMENT 12V	TURBINA DE REFRIGERACION 12V	LÜFTER 12V
E3,E4	ELEMENTO RISCALDANTE	HEATING ELEMENT	ELEMENT DE CHAUFFAGE	RESISTENCIA DE CALEFACCIÓN	HEIZUNG
H2	LUCE CAMERA	OVEN LIGHT	ECLAIRAGE DE CHAMBRE	LUZ CAMARA	BELEUCHTUNG
M1,M2	MOTORE	MOTOR	MOTEUR	MOTOR	MOTOR
R1,R2,R3,R4	RESISTENZA DI MODULAZIONE VENTILATORE	MOTOR MODULATION RESISTANCE	RESISTANCE DE MODULATION VENTILATEUR	RESISTENCIA MODULACION VELOCIDAD	WIDERSTAND LOW FAN
S1	TERMOSTATO SICUREZZA	SAFETY THERMOSTAT	THERMOSTAT DE SECURITE	TERMOSTATO DE SEGURIDAD	SICHERHEITS THERMOSTAT
S2	MICRO INTERRUTTORE PORTA	DOOR MICROSWITCH	MICROINTERRUPTEUR DE PORTE	MICROINTERRUPTOR PUERTA	TURKONTAKTSCHALTER
S3	PRESSOSTATO	PRESSURE SWITCH	PRESSOSTAT	PRESÓSTATO	DRUCKSCHALTER
SL1	SCHEDA CONTROLLO	CONTROL BOARD	CARTE DE CONTROLE	TARJETA DE CONTROL	KONTROLL PLATINE
SL2	SCHEDA 1/0 - USB	USB - 1/0 BOARD	USB - CARTE 1/0	USB - TARJETA 1/0	USB - 1/0 PLATINE
Y6	ELETTROVALVOLA ACQUA 3 STADI	WATER SOLENOID VALVE 3STAGE	ELECTROVANNE EAU 3 E'TAPES	ELECTROVALVULA 3 ETAPAS	ELEKTROVENTIL 3 STUFEN

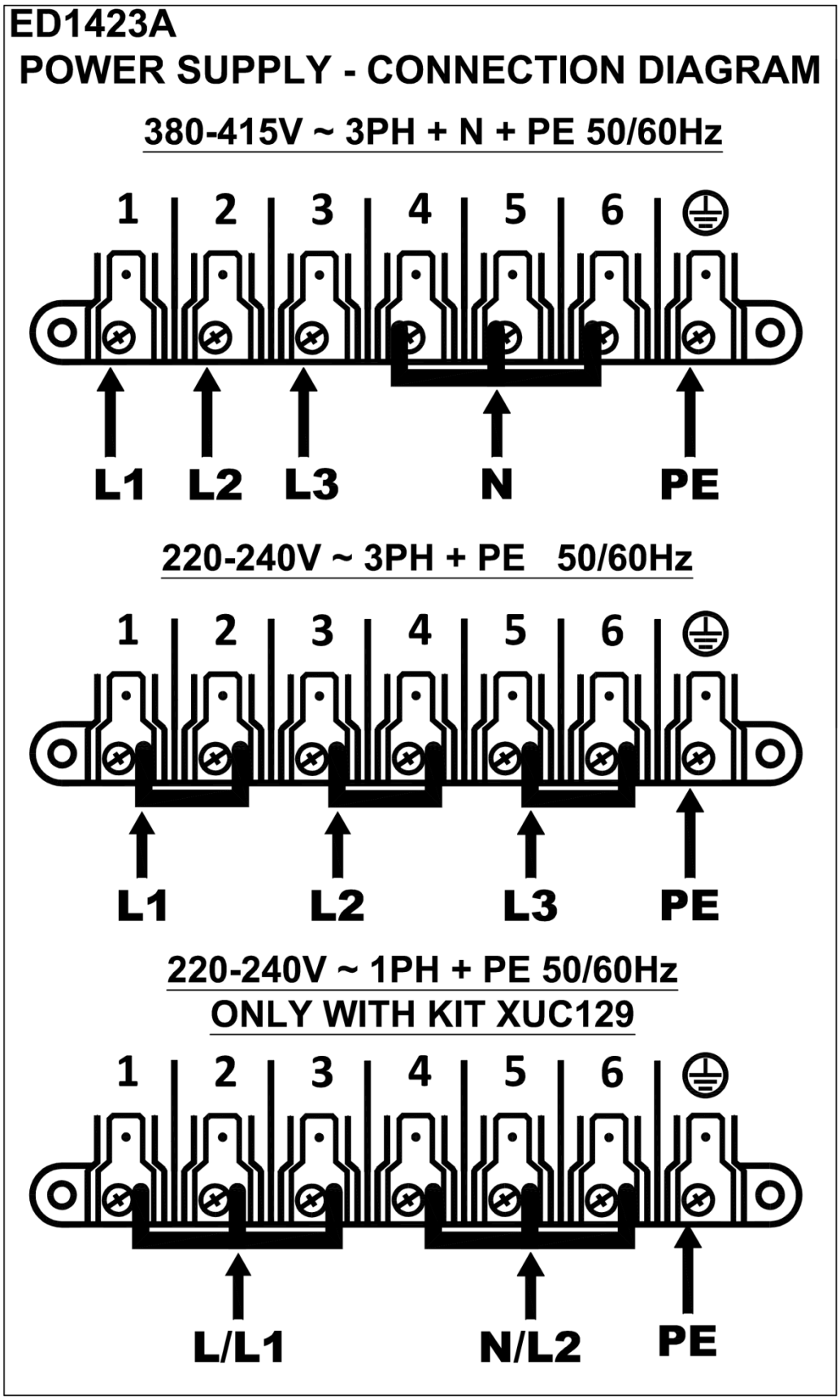
ED1423A
POWER SUPPLY - CONNECTION DIAGRAM
380-415V ~ 3PH + N + PE 50/60Hz
1 2 3 4 5 6
L1 L2 L3 N PE
220-240V ~ 3PH + PE 50/60Hz
1 2 3 4 5 6
L1 L2 L3 PE
220-240V ~ 1PH + PE 50/60Hz
ONLY WITH KIT XUC129
1 2 3 4 5 6
L/L1 N/L2 PE